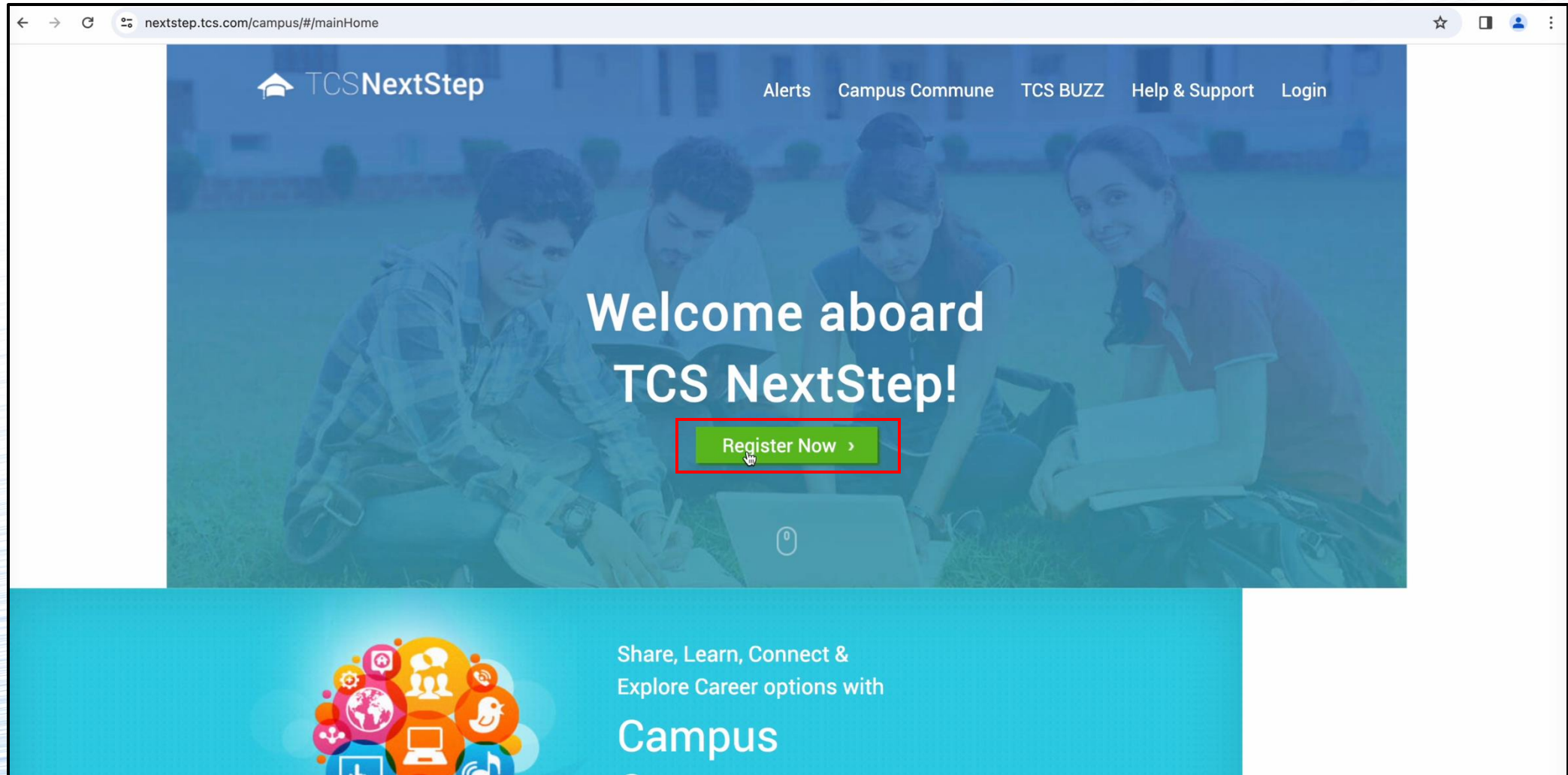


THE STEP-BY-STEP GUIDE TO FILL UP TCS NQT FRESHERS HIRING APPLICATION FORM

Go to the TCS NQT Hiring Page
Once reached, scroll down, and click on the Registration button.

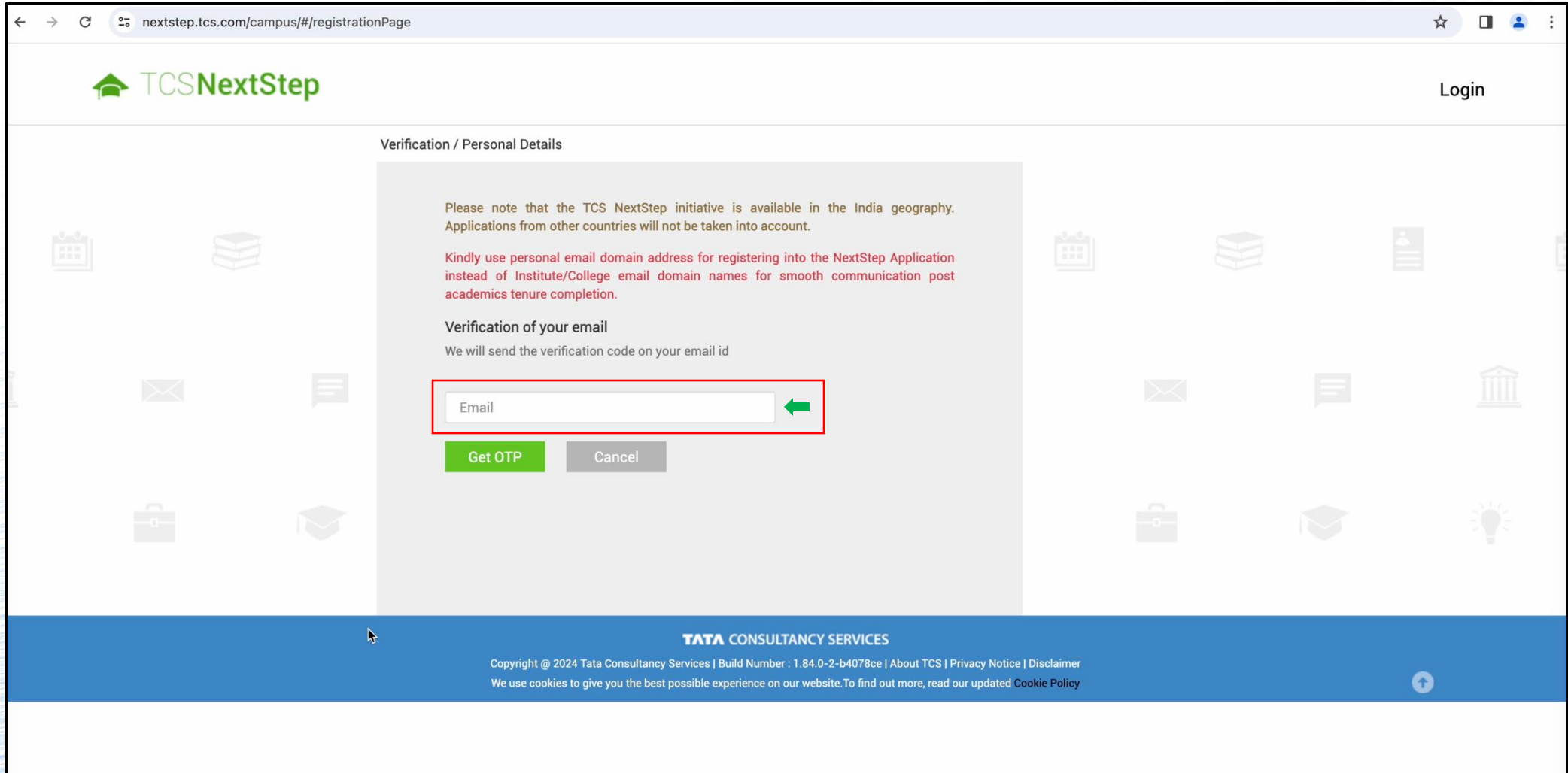
Click on **Register Now** again.



Click on the **IT**



Enter your **Email id**



The screenshot shows a web browser window with the URL `nextstep.tcs.com/campus/#/registrationPage`. The page header features the TCS NextStep logo and a 'Login' link. The main content area is titled 'Verification / Personal Details' and contains the following text:

Please note that the TCS NextStep initiative is available in the India geography. Applications from other countries will not be taken into account.

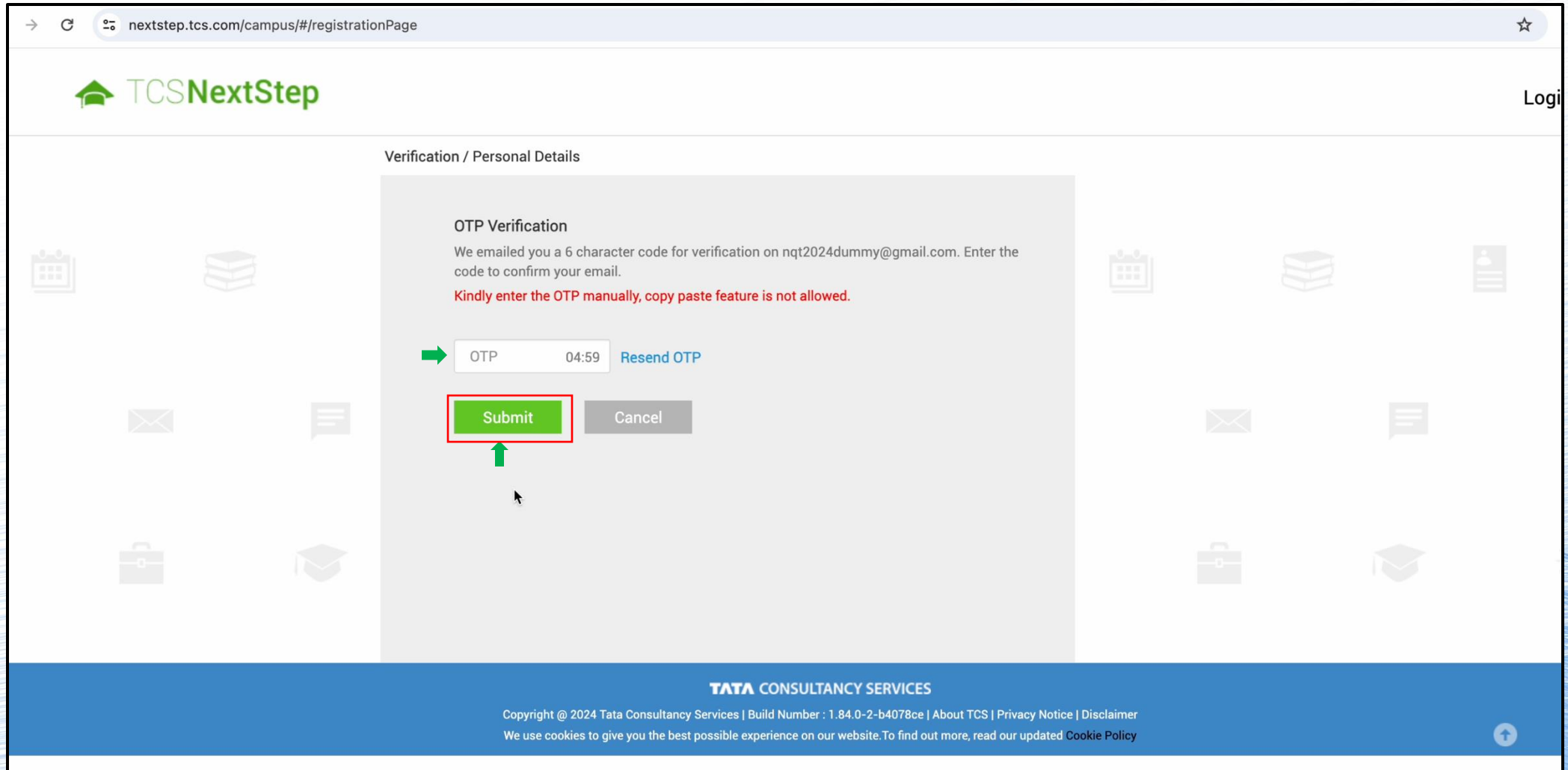
Kindly use personal email domain address for registering into the NextStep Application instead of Institute/College email domain names for smooth communication post academics tenure completion.

Verification of your email
We will send the verification code on your email id


Below this text is an email input field with the placeholder 'Email'. The input field is highlighted with a red border, and a green arrow points to it from the right. Below the input field are two buttons: 'Get OTP' (green) and 'Cancel' (grey).

The footer of the page is blue and contains the text 'TATA CONSULTANCY SERVICES' and copyright information: 'Copyright @ 2024 Tata Consultancy Services | Build Number : 1.84.0-2-b4078ce | About TCS | Privacy Notice | Disclaimer'. It also states: 'We use cookies to give you the best possible experience on our website. To find out more, read our updated Cookie Policy'.

An **OTP** will be sent to you for verification. [Enter the OTP to proceed ahead.](#)



nextstep.tcs.com/campus/#/registrationPage

 TCSNextStep

Logi

Verification / Personal Details

OTP Verification

We emailed you a 6 character code for verification on nqt2024dummy@gmail.com. Enter the code to confirm your email.

Kindly enter the OTP manually, copy paste feature is not allowed.

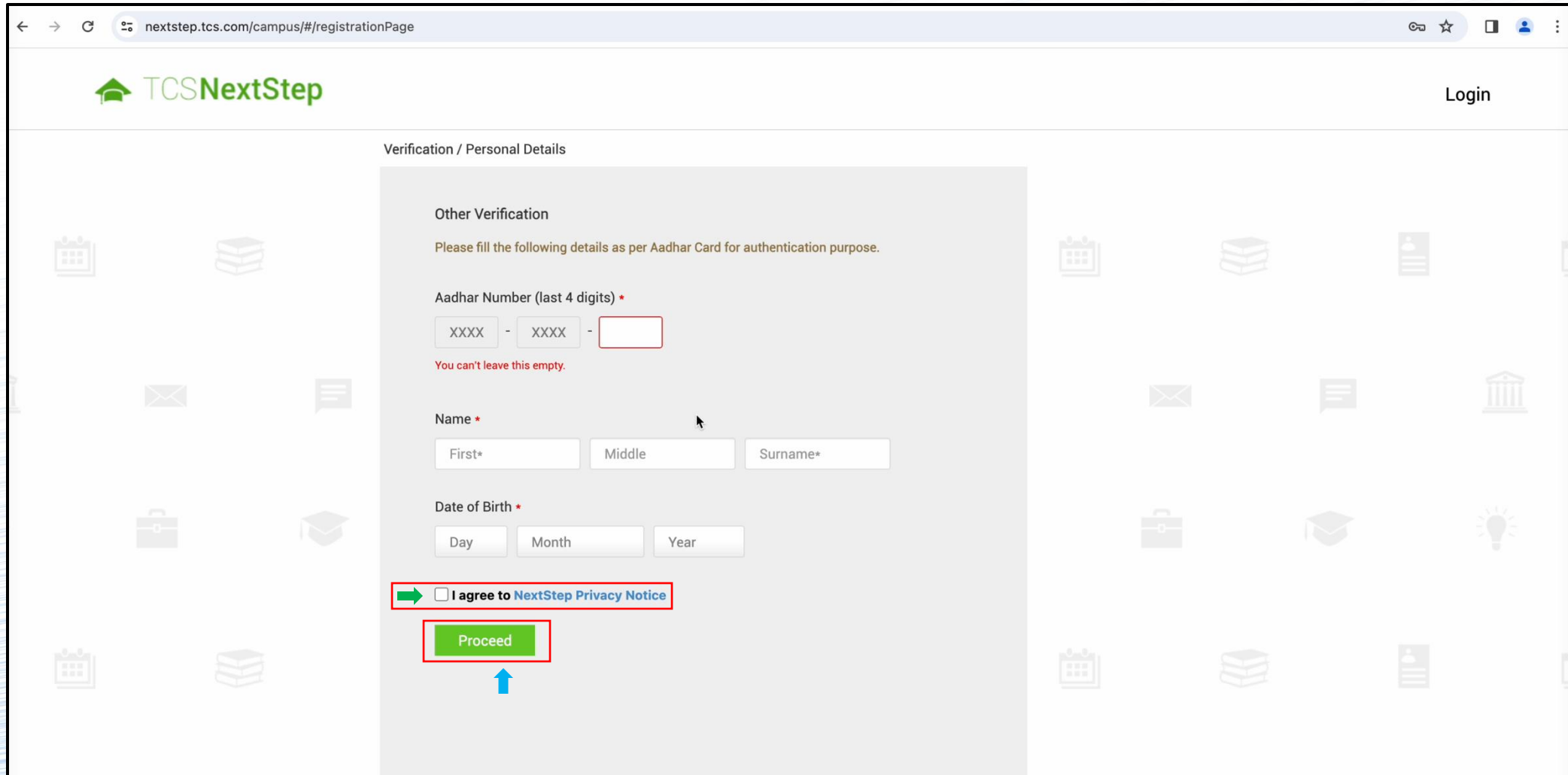
→ OTP 04:59 [Resend OTP](#)

Submit Cancel

TATA CONSULTANCY SERVICES

Copyright @ 2024 Tata Consultancy Services | Build Number : 1.84.0-2-b4078ce | About TCS | Privacy Notice | Disclaimer
We use cookies to give you the best possible experience on our website. To find out more, read our updated [Cookie Policy](#)

Please take a moment to carefully enter the **details on your Aadhar card**. First, enter the **last 4 digits** of your Aadhar Number. Then, **enter your details as per the Aadhar card**. If you agree tick mark the "I agree" box.



The screenshot shows a web browser window with the URL `nextstep.tcs.com/campus/#/registrationPage`. The page header includes the TCSNextStep logo and a 'Login' link. The main content area is titled 'Verification / Personal Details' and contains a form for entering Aadhar details. The form includes fields for 'Aadhar Number (last 4 digits)', 'Name' (First, Middle, Surname), and 'Date of Birth' (Day, Month, Year). A checkbox labeled 'I agree to NextStep Privacy Notice' is highlighted with a red box and a green arrow. Below it, a green 'Proceed' button is also highlighted with a red box and a blue arrow pointing upwards.

Verification / Personal Details

Other Verification

Please fill the following details as per Aadhar Card for authentication purpose.

Aadhar Number (last 4 digits) *

XXXX - XXXX -

You can't leave this empty.

Name *

First* Middle Surname*

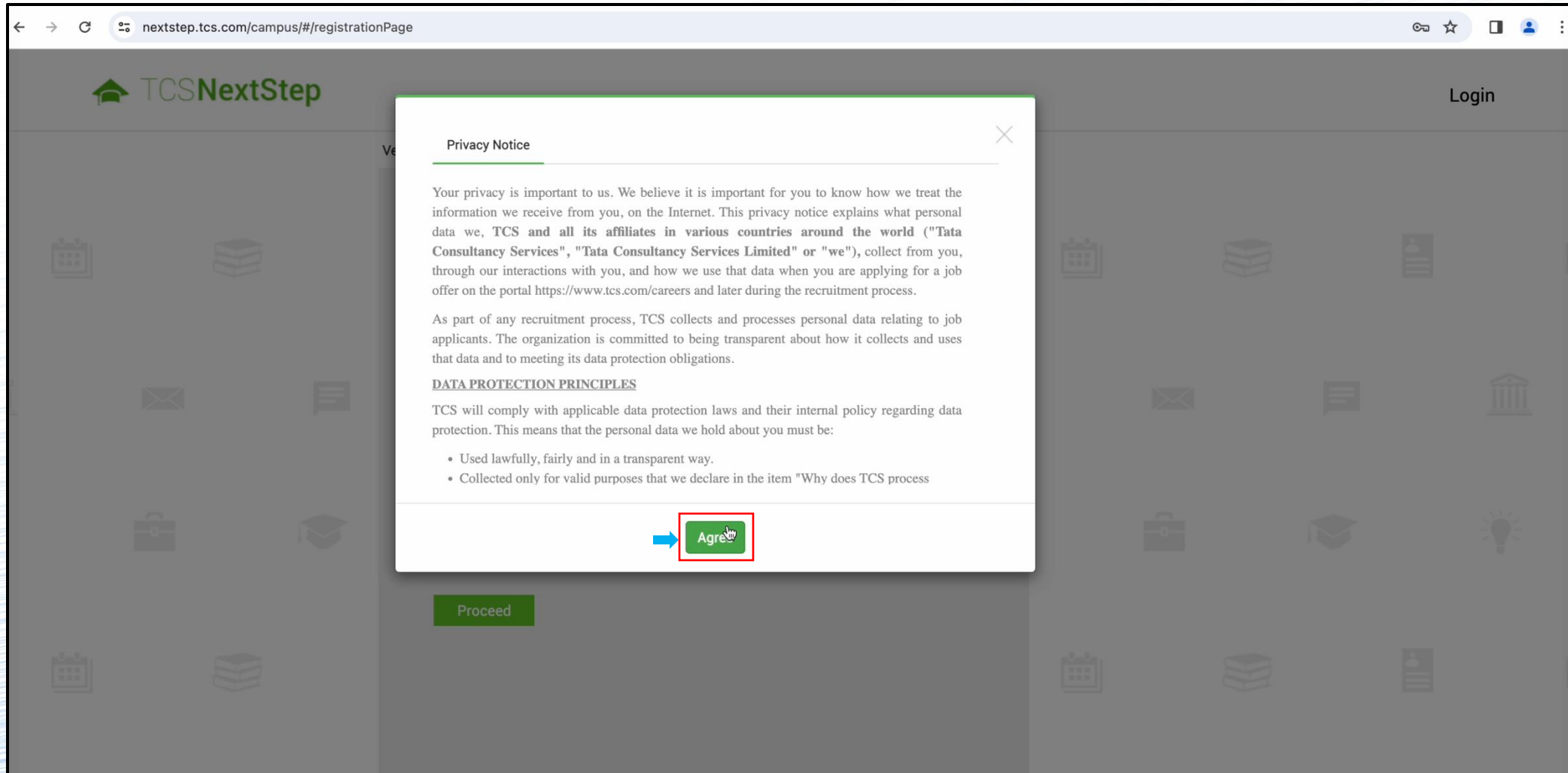
Date of Birth *

Day Month Year

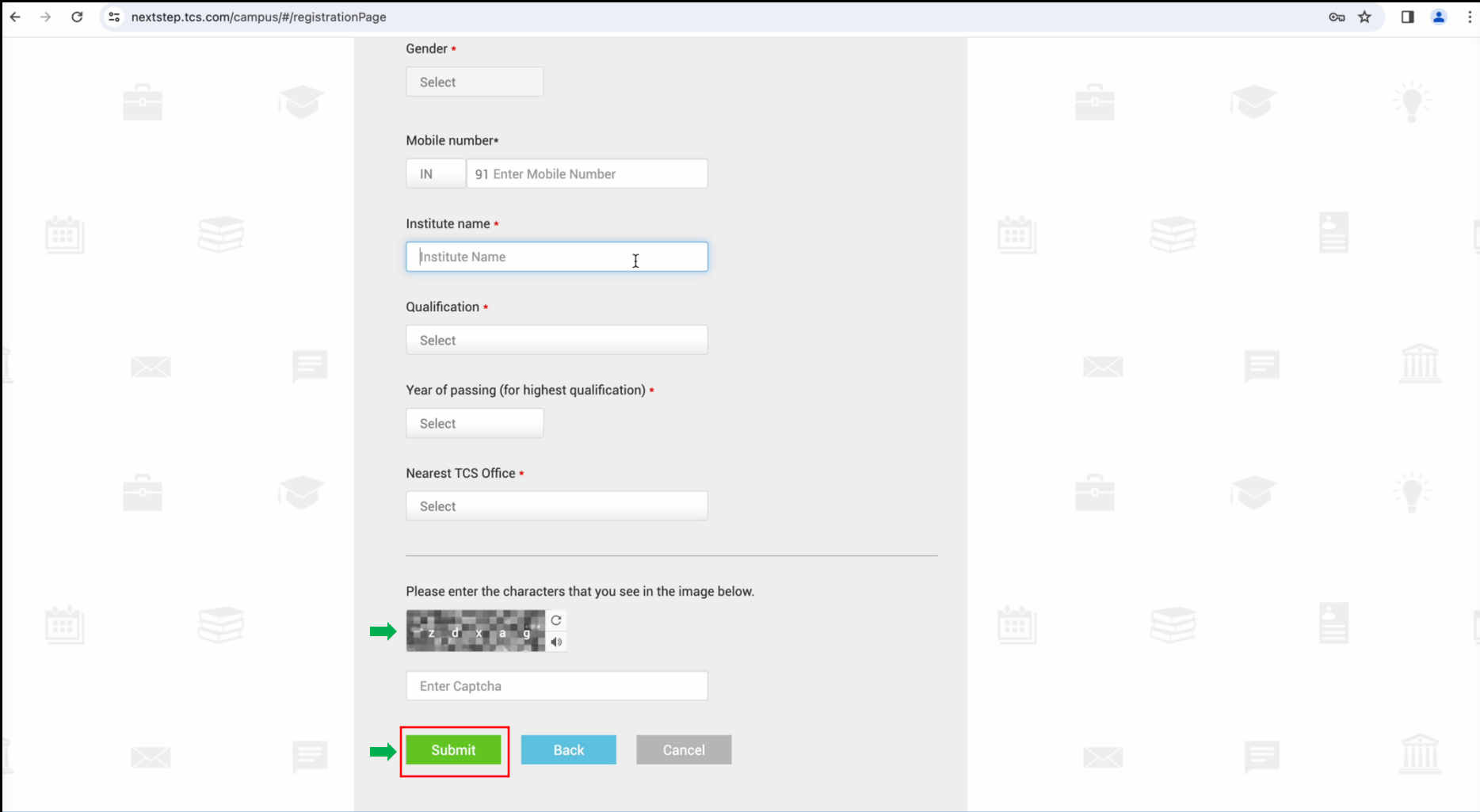
☐ I agree to NextStep Privacy Notice

Proceed

Go on to read the Privacy notice. [Click on Agree and Proceed if you agree.](#)



Fill-in the requested details and solve the captcha and hit submit.

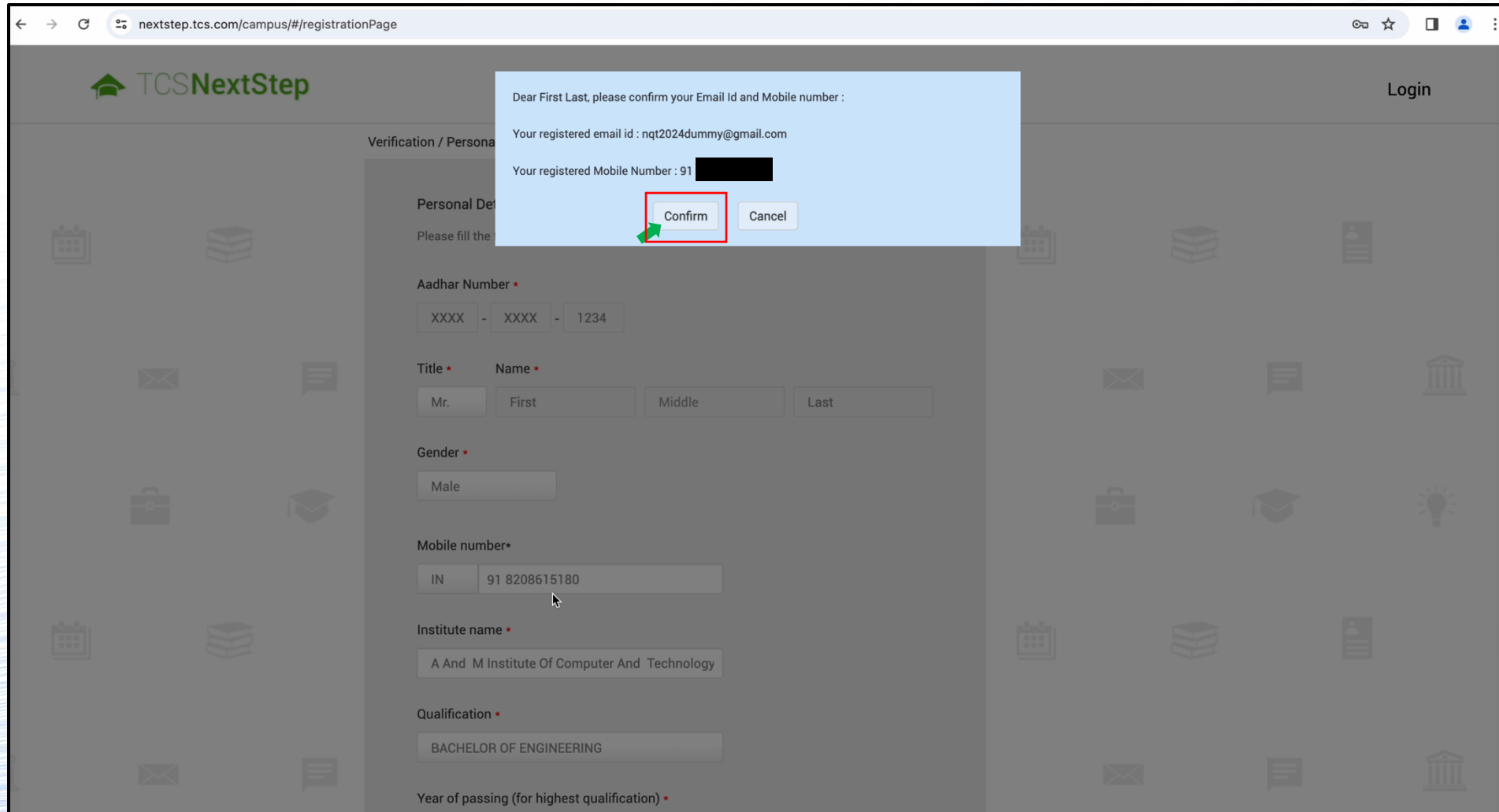


The screenshot shows a web browser window with the URL `nextstep.tcs.com/campus/#/registrationPage`. The page contains a registration form with the following fields:

- Gender ***: A dropdown menu with the text "Select".
- Mobile number***: A field with a country code dropdown set to "IN" and a text input containing "91 Enter Mobile Number".
- Institute name ***: A text input field with the placeholder text "Institute Name".
- Qualification ***: A dropdown menu with the text "Select".
- Year of passing (for highest qualification) ***: A dropdown menu with the text "Select".
- Nearest TCS Office ***: A dropdown menu with the text "Select".

Below the form fields is a captcha section with the text "Please enter the characters that you see in the image below." and a small image of a captcha. A green arrow points to the image. Below the image is a text input field labeled "Enter Captcha". At the bottom of the form, there are three buttons: "Submit" (highlighted with a red border and a green arrow), "Back", and "Cancel".

Click **confirm** on the dialog box that pops up. **Please check the details to make sure they are correct.**



The screenshot shows a web browser window with the URL `nextstep.tcs.com/campus/#/registrationPage`. The page features the TCS NextStep logo and a 'Login' link. A light blue confirmation dialog box is centered on the screen, displaying the following text:

Dear First Last, please confirm your Email Id and Mobile number :

Your registered email id : `nqt2024dummy@gmail.com`

Your registered Mobile Number : 91 [REDACTED]

At the bottom of the dialog box are two buttons: 'Confirm' (highlighted with a red border and a green arrow) and 'Cancel'.

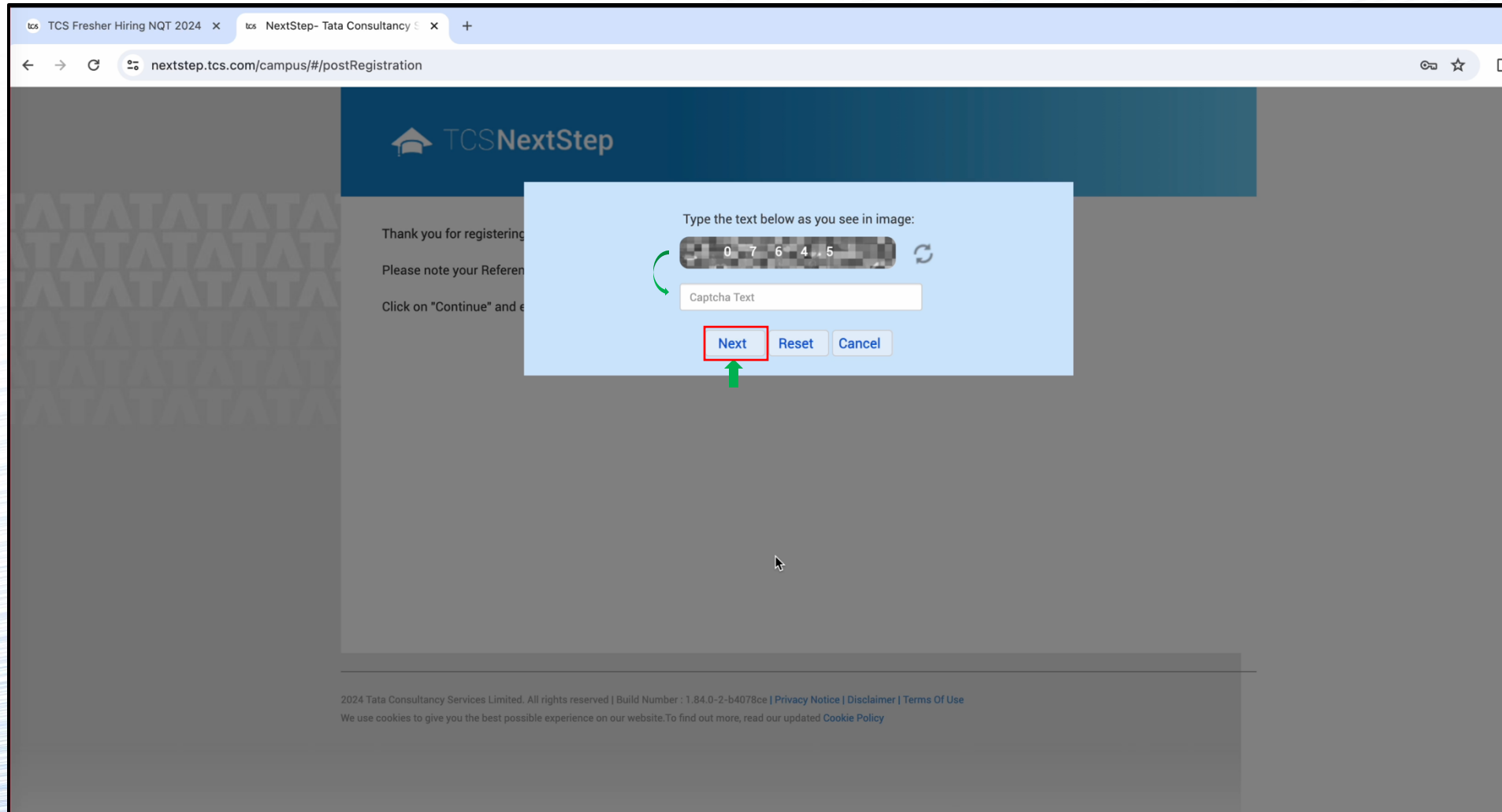
The background registration form is partially visible and includes the following fields:

- Verification / Personal Details**
- Please fill the**
- Aadhar Number ***: XXXX - XXXX - 1234
- Title ***: Mr.
- Name ***: First, Middle, Last
- Gender ***: Male
- Mobile number ***: IN 91 8208615180
- Institute name ***: A And M Institute Of Computer And Technology
- Qualification ***: BACHELOR OF ENGINEERING
- Year of passing (for highest qualification) ***

Note down your Reference ID. It will start with DT or CT, followed by a string of numbers. For Ex: DT123456778990 or CT123456778990.

A screenshot of a web browser displaying the TCS NextStep registration completion page. The browser's address bar shows the URL 'nextstep.tcs.com/campus/#/postRegistration'. The page features a blue header with the 'TCSNextStep' logo. The main content area has a light gray background with a repeating 'TATA' pattern on the left. The text on the page reads: 'Thank you for registering with TCS !', 'Please note your Reference ID: DT20245383034 for all further communication with TCS.', and 'Click on "Continue" and enter the OTP sent on your registered mail id to complete the Application form.' A red box highlights a blue 'Continue' button, with a green arrow pointing to it. The footer contains copyright information for 2024 Tata Consultancy Services Limited and links to Privacy Notice, Disclaimer, and Terms Of Use.

Solve the **Captcha** and click **Next**



The screenshot shows a web browser window with the URL `nextstep.tcs.com/campus/#/postRegistration`. The page features the TCS NextStep logo and a registration confirmation message. A light blue modal box is centered on the screen, containing a captcha challenge. The modal text reads: "Type the text below as you see in image:". Below this is a captcha image showing the numbers "0 7 6 4 5". A text input field labeled "Captcha Text" is provided for the user to enter the numbers. At the bottom of the modal are three buttons: "Next" (highlighted with a red border and a green arrow pointing to it), "Reset", and "Cancel".

Thank you for registering
Please note your Referen
Click on "Continue" and e

Type the text below as you see in image:

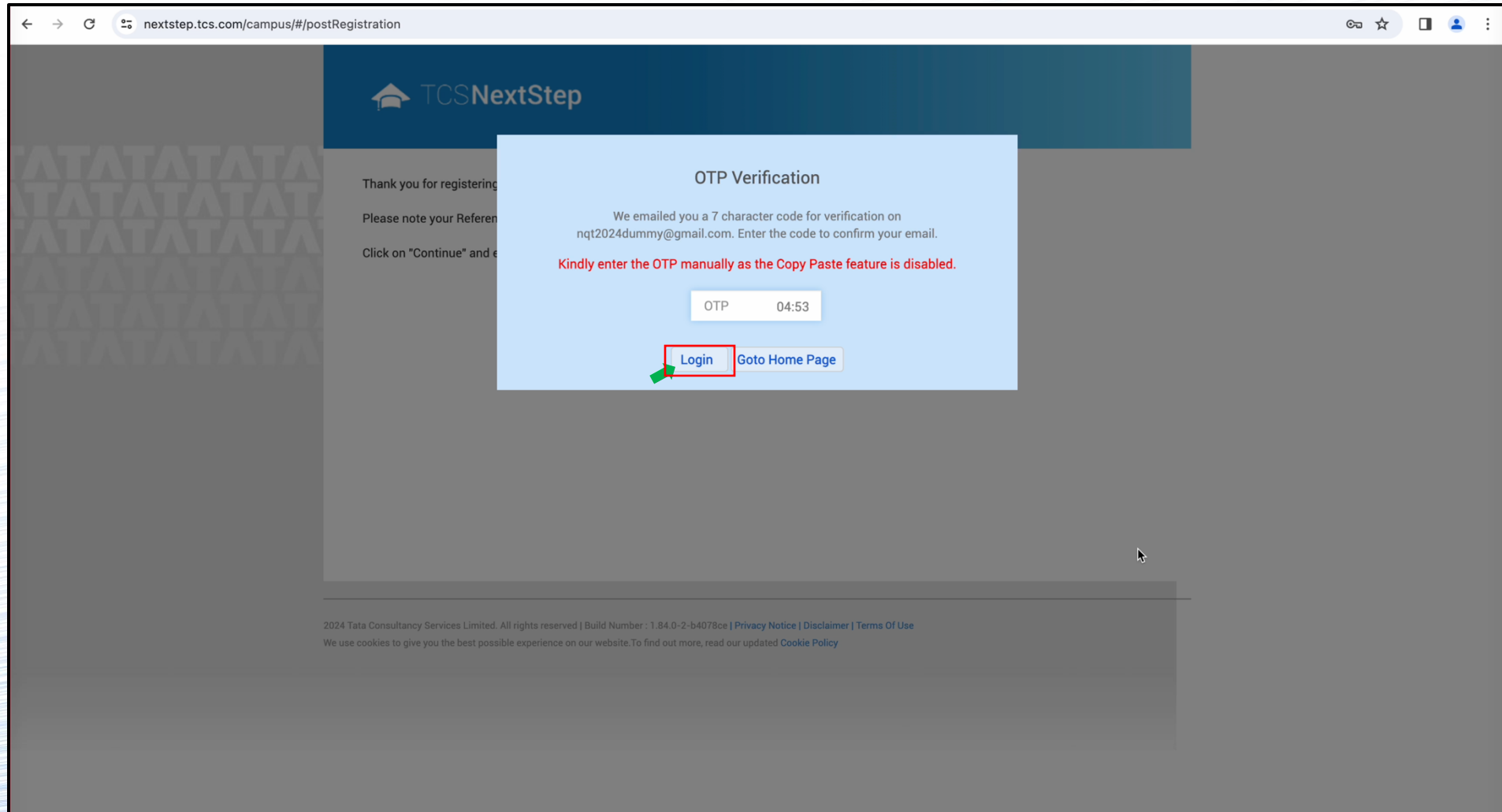
0 7 6 4 5

Captcha Text

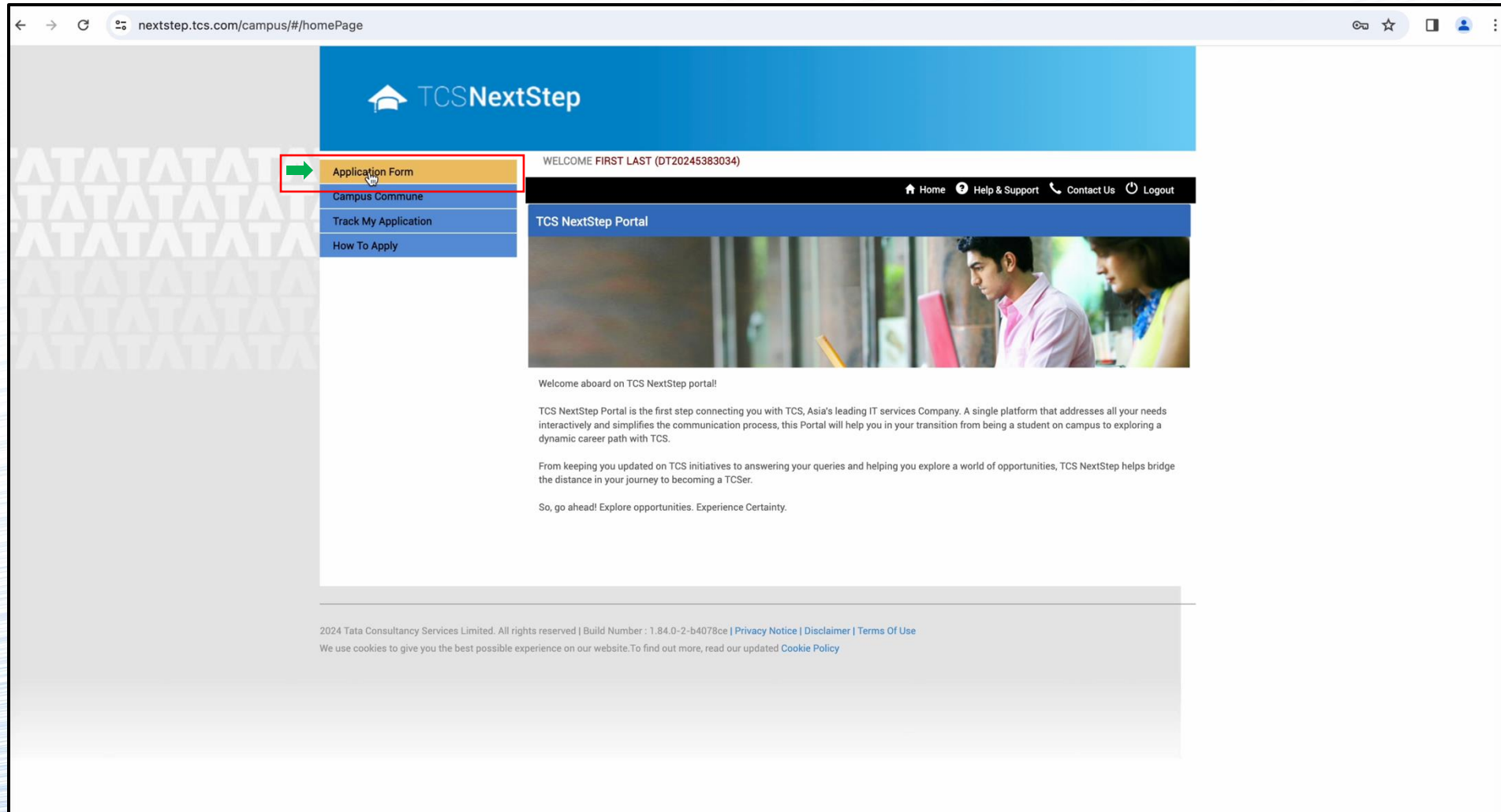
Next Reset Cancel

2024 Tata Consultancy Services Limited. All rights reserved | Build Number : 1.84.0-2-b4078ce | [Privacy Notice](#) | [Disclaimer](#) | [Terms Of Use](#)
We use cookies to give you the best possible experience on our website.To find out more, read our updated [Cookie Policy](#)

Verify the **OTP** sent to your registered email address. **This will take you to the NextStep Portal.**



On the NextStep Portal, click go to the menu on left. [Click on Application Form](#) (it will be the top item in the menu)



Read the instructions and explanations carefully.

Once you're confident that you've understood, [click on Start Filling the Form button](#).

The screenshot displays the TCS NextStep application form interface. The header includes the TCS NextStep logo and a welcome message: "WELCOME FIRST LAST (DT20245383034)". Navigation links for Home, Help & Support, Contact Us, and Logout are present. The main content area is titled "Application Form" and contains four tabs: Personal Details, Academic and Work Experience Details, Other Details, and Application Form Preview and Declaration. Below the tabs, a section titled "IMPORTANT INSTRUCTIONS" lists six points:

- The form is divided into following four sections. It is mandatory to enter details in all four sections.
 - Personal Detail
 - Academic and Work Experience Details
 - Other Details
 - Form preview and declaration
- Fields marked with "*" in these sections are mandatory.
- To save the details and navigate to the next field/screen, click 'Save and Continue'.
- To submit the form, click 'Submit Application Form' in 'Form Preview and Declaration' section.
- Please review the details properly before submitting the form to avoid errors. You can use the Application Form preview feature after filling in all the mandatory fields. In case you wish to edit any details, you can navigate to the relevant section and edit the same.
- Click 'Save' after editing any details in the form. To submit the form with the updated details, click 'Submit Application Form'. Please note that if you do not submit the form after editing any details, the details will not be saved.

A green arrow points to a button labeled "Start Filling the Form" at the bottom right of the instructions section.

2024 Tata Consultancy Services Limited. All rights reserved | Build Number : 1.84.0-2-b4078ce | [Privacy Notice](#) | [Disclaimer](#) | [Terms Of Use](#)
We use cookies to give you the best possible experience on our website. To find out more, read our updated [Cookie Policy](#)

Please fill in the requested details.

Click **Save and Continue** when you're satisfied with the details you've put in.

nextstep.tcs.com/campus/#/homePage

TCSNextStep

WELCOME FIRST LAST (DT20245383034)

Home Help & Support Contact Us Logout

Application Form

Personal Details Academic and Work Experience Details Other Details Application Form Preview and Declaration

TCS Office

Nearest TCS Office: * Mumbai [Click here to select location of Nearest TCS Office](#)

Personal Details

Name: * Mr. First Middle Name Last

Father's Name: * Mr. Second Middle Name Last

Date of Birth: * 01/01/2000 Gender: * Male

Permanent Address

House No./Apartment Name/Block No.: * H.No. A-10

Road/Street/Lane: Area/Landmark: * FC

Country: * India State: * Maharashtra

City: * Mumbai Pincode: * 421301

Are the Permanent and Present Address same? * ☒ Yes ☐ No

Present Address

House No./Apartment Name/Block No.: * H.No. A-10

Road/Street/Lane: Area/Landmark: * FC

Country: * India State: * Maharashtra

City: * Mumbai Pincode: * 421301

Contact Details

Email ID: * nqt2024dummy@gmail.com Alternate Email ID: *

Alternate Number: Mobile Phone: * 91 *

Save Save and Continue

Disclaimer:
The current details in the example image are for illustrative purposes only.
Please fill in with details that apply to you.

This is the Academic and Work Experience details tab. Please look over the instructions carefully and once you're confident that you've understood, click on [Continue button on the left](#).

The screenshot displays the TCSNextStep application form interface. The browser address bar shows the URL `nextstep.tcs.com/campus/#/homePage`. The page header includes the TCSNextStep logo and a welcome message: "WELCOME FIRST LAST (DT20245383034)". A navigation bar contains links for Home, Help & Support, Contact Us, and Logout. The main content area is titled "Application Form" and features four tabs: Personal Details, Academic and Work Experience Details (highlighted in orange), Other Details, and Application Form Preview and Declaration. The Academic and Work Experience Details tab is active, showing a list of instructions on the left and a list of academic instructions on the right. The instructions on the left include: Highest Qualification Category Details, Graduate, XII Grade Equivalent Diploma, X Grade, Any Other Qualification, Work Experience Details, and Declaration. The academic instructions on the right are numbered 1 through 5, detailing the requirements for marks/CGPA and the duration of the course. A red box highlights the "Continue" button at the bottom left of the instructions section, with a green arrow pointing to it.

nextstep.tcs.com/campus/#/homePage

TCSNextStep

WELCOME FIRST LAST (DT20245383034)

Home Help & Support Contact Us Logout

Application Form

Personal Details Academic and Work Experience Details Other Details Application Form Preview and Declaration

Instruction *

Highest Qualification Category Details *

Graduate *

XII Grade Equivalent Diploma *

X Grade *

Any Other Qualification *

Work Experience Details *

Declaration *

Continue

Academic Instructions :

1. "Marks/CGPA Obtained" denotes Total Marks/CGPA secured by you in ALL* subjects in all semesters in the first attempt.
2. "Total Marks/CGPA" denotes total of maximum marks in ALL* subjects in all semesters in the first attempt. *ALL implies that all subjects mentioned on the marksheet (including languages, optional subjects etc) should be taken into consideration for calculating the obtained/total marks/CGPA.
3. Marks/CGPA obtained during the normal duration of the course only will be considered to decide on the eligibility.
4. Verify your marks after entering, as it is a part of the selection criteria.
5. Please mention only your XII duration in XII Grade details . Pls do not add the XI duration in the same.

Fill in your institute and course details from the drop-down menus.

Click Save and Continue

The screenshot shows the TCSNextStep application form interface. The browser address bar displays 'nextstep.tcs.com/campus/#/homePage'. The header features the TCSNextStep logo and a welcome message: 'WELCOME FIRST LAST (DT20245383034)'. A navigation bar includes links for Home, Help & Support, Contact Us, and Logout. The main content area is titled 'Application Form' and contains four tabs: Personal Details, Academic and Work Experience Details, Other Details, and Application Form Preview and Declaration. The 'Academic and Work Experience Details' tab is active, showing a form with the following fields: Institute Name (A And M Institute Of Computer And Tec...), Highest Qualification (BACHELOR OF ENGINEERING), and Year of Passing for Highest Qualification (2024). A 'Save and Continue' button is highlighted with a red box and a green arrow. A disclaimer box on the right states: 'Disclaimer: The current details in the example image are for illustrative purposes only. Please fill in with details that apply to you.'

nextstep.tcs.com/campus/#/homePage

TCSNextStep

WELCOME FIRST LAST (DT20245383034)

Home Help & Support Contact Us Logout

Application Form

Personal Details Academic and Work Experience Details Other Details Application Form Preview and Declaration

Instruction *

Highest Qualification Category Details *

Graduate *

XII Grade Equivalent Diploma *

X Grade *

Any Other Qualification *

Work Experience Details *

Declaration *

Institute Name *

A And M Institute Of Computer And Tec...

Highest Qualification *

BACHELOR OF ENGINEERING

Year of Passing for Highest Qualification *

2024

Save and Continue

Disclaimer:
The current details in the example image are for illustrative purposes only. Please fill in with details that apply to you.

2024 Tata Consultancy Services Limited. All rights reserved | Build Number : 1.84.0-2-b4078ce | Privacy Notice | Disclaimer | Terms Of Use

Fill in the rest of your course details.

Click Save and Continue

nextstep.tcs.com/campus/#/homePage

TCSNextStep

WELCOME FIRST LAST (DT20245383034)

Home Help & Support Contact Us Logout

Application Form

Personal Details Academic and Work Experience Details Other Details Application Form Preview and Declaration

Instruction *
Highest Qualification Category Details *
Graduate *
XII Grade Equivalent Diploma *
X Grade *
Any Other Qualification *
Work Experience Details *
Declaration *

Course Name: BACHELOR OF ENGINEERING
Course Duration: 01/06/2020 - 01/06/2024
Course Type: ☒ Full Time ☐ Part Time
Institute/University: A And M Institute Of Computer And Tec...
Specialization: COMPUTER ENGINEERING
Grading System: ☒ CGPA ☐ Marks
CGPA Obtained: 7.9
Total CGPA: 10
Equivalent %: 79.00
Please enter Percentage value with 2 digit after the decimal point

Save Save and Continue

Disclaimer:
The current details in the example image are for illustrative purposes only. Please fill in with details that apply to you.

2024 Tata Consultancy Services Limited. All rights reserved | Build Number : 1.84.0-2-b4078ce | Privacy Notice | Disclaimer | Terms Of Use

Fill in Higher Secondary/Class XII education details as requested.

Click Save and Continue

The screenshot shows the TCSNextStep application form for Class XII education details. The form is titled "Application Form" and has a progress bar with four steps: Personal Details (completed), Academic and Work Experience Details (current), Other Details, and Application Form Preview and Declaration. The form is divided into two main sections: "Instruction" and "Please Select relevant course?".

Instruction Section:

- Instruction *
- Highest Qualification Category Details *
- Graduate *
- XII Grade Equivalent Diploma *
- X Grade *
- Any Other Qualification *
- Work Experience Details *
- Declaration *

Please Select relevant course? Section:

- ☒ XII Grade ☐ Equivalent Diploma ☐ Both
- Specialization: Science
- University/Institute: BAMU
- Board of Education: State Board
- Course Duration: 01/06/2019 to 01/03/2020
- Course Type: ☒ Full Time ☐ Part Time
- Grading System: ☐ CGPA ☒ Marks
- Total Marks Obtained: 86
- Total Maximum Marks: 100
- Equivalent %: 86.00

Disclaimer:
The current details in the example image are for illustrative purposes only. Please fill in with details that apply to you.

Save and Continue

Fill in SSC/Class X education details as requested.

Click Save and Continue

nextstep.tcs.com/campus/#/homePage

TCSNextStep

WELCOME FIRST LAST (DT20245383034)

Home Help & Support Contact Us Logout

Application Form

Personal Details Academic and Work Experience Details Other Details Application Form Preview and Declaration

Instruction *

Highest Qualification Category Details *

Graduate *

XII Grade Equivalent Diploma *

X Grade *

Any Other Qualification *

Work Experience Details *

Declaration *

SSC/Class X RollNo. 123456

University/Institute SB

Board of Education State Board

Course Duration 01/04/2017 01/03/2018

Please mention only your X duration in your X grade details.

Grading System ☐ CGPA ☒ Marks

Total Marks Obtained 92

Total Maximum Marks 100

Save Save and Continue

Disclaimer:
The current details in the example image are for illustrative purposes only. Please fill in with details that apply to you.

2024 Tata Consultancy Services Limited. All rights reserved | Build Number : 1.84.0-2-b4078ce | Privacy Notice | Disclaimer | Terms Of Use

Select the option that applies to you. [Click Save and Continue](#)

The screenshot shows a web browser window with the URL `nextstep.tcs.com/campus/#/homePage`. The page features a blue header with the TCS NextStep logo and a welcome message: "WELCOME FIRST LAST (DT20245383034)". A navigation bar includes links for Home, Help & Support, Contact Us, and Logout. The main content area is titled "Application Form" and contains a progress bar with four steps: Personal Details (highlighted with a green checkmark), Academic and Work Experience Details, Other Details, and Application Form Preview and Declaration. Below the progress bar, the form is divided into two columns. The left column contains a list of fields: Instruction, Highest Qualification Category Details, Graduate, XII Grade Equivalent Diploma, X Grade, Any Other Qualification, Work Experience Details, and Declaration. The right column contains a question: "Have you done any other course?" with radio buttons for Yes and No. At the bottom left of the form, there are two buttons: "Save" and "Save and Continue", with a green arrow pointing to the "Save and Continue" button.

nextstep.tcs.com/campus/#/homePage

TCS NextStep

WELCOME FIRST LAST (DT20245383034)

Home Help & Support Contact Us Logout

Application Form

Personal Details Academic and Work Experience Details Other Details Application Form Preview and Declaration

Instruction *

Highest Qualification Category Details *

Graduate *

XII Grade Equivalent Diploma *

X Grade *

Any Other Qualification *

Work Experience Details *

Declaration *

Save Save and Continue

Have you done any other course? ☐ Yes ☐ No

Select the option that applies to you. [Click Save and Continue](#)

The screenshot shows the TCS NextStep application form interface. The browser address bar displays 'nextstep.tcs.com/campus/#/homePage'. The header features the TCS NextStep logo and a welcome message: 'WELCOME FIRST LAST (DT20245383034)'. A navigation bar includes links for Home, Help & Support, Contact Us, and Logout. The main content area is titled 'Application Form' and contains four tabs: Personal Details, Academic and Work Experience Details, Other Details, and Application Form Preview and Declaration. The 'Academic and Work Experience Details' tab is active, showing a form with sections for 'Instruction', 'Highest Qualification Category Details', 'Graduate', 'XII Grade Equivalent Diploma', 'X Grade', 'Any Other Qualification', 'Work Experience Details', and 'Declaration'. The 'Work Experience Details' section includes a question: 'Do you have any Relevant Work Experience?' with radio buttons for 'Yes' and 'No'. A note below the question states: 'Note: Please do not mention Internships/Trainings as relevant Work Experience'. At the bottom of the form, there are two buttons: 'Save' and 'Save and Continue'. The 'Save and Continue' button is highlighted with a red box and a green checkmark.

nextstep.tcs.com/campus/#/homePage

TCS NextStep

WELCOME FIRST LAST (DT20245383034)

Home Help & Support Contact Us Logout

Application Form

Personal Details Academic and Work Experience Details Other Details Application Form Preview and Declaration

Instruction *

Highest Qualification Category Details *

Graduate *

XII Grade Equivalent Diploma *

X Grade *

Any Other Qualification *

Work Experience Details *

Declaration *

Do you have any Relevant Work Experience? * ☐ Yes ☐ No

Note: Please do not mention Internships/Trainings as relevant Work Experience

Save Save and Continue

2024 Tata Consultancy Services Limited. All rights reserved | Build Number : 3.84.0-2-b4978ce | Privacy Notice | Disclaimer | Terms Of Use

This is the Declarations tab. [Select all the options that apply to you.](#)

The screenshot shows the TCS NextStep web application interface. The browser address bar displays 'nextstep.tcs.com/campus/#/homePage'. The header features the TCS NextStep logo and a welcome message 'WELCOME FIRST LAST (DT20245383034)'. A navigation bar includes links for Home, Help & Support, Contact Us, and Logout. The main content area is titled 'Application Form' and contains four tabs: Personal Details, Academic and Work Experience Details, Other Details, and Application Form Preview and Declaration. The 'Application Form Preview and Declaration' tab is active, showing a 'Declaration' section with several questions and radio button options for 'Yes' or 'No'. A red box highlights the 'Save and Continue' button in the bottom left corner of the form area. The footer contains copyright information for Tata Consultancy Services Limited.

nextstep.tcs.com/campus/#/homePage

TCS NextStep

WELCOME FIRST LAST (DT20245383034)

Home Help & Support Contact Us Logout

Application Form

Personal Details Academic and Work Experience Details Other Details Application Form Preview and Declaration

Instruction *

Highest Qualification Category Details *

Graduate *

XII Grade Equivalent Diploma *

X Grade *

Any Other Qualification *

Work Experience Details *

Declaration *

Save Save and Continue

Declaration

Do you have any break in studies? ☐ Yes ☐ No

Have you done any other courses? ☐ Yes ☐ No

Do you have any pending backlog currently? ☒ Yes ☐ No

Please mention details of Academic Project(s) undertaken.

Declaration

You have taken all subject marks into consideration for calculating the Obtained/Total Marks/CGPA in each of the above mentioned academic qualifications. ☐ Yes ☐ No

The Marks/CGPA Obtained* entered by you for each of the above mentioned academic qualifications has been secured in the first attempt. ☐ Yes ☐ No

You have considered only the Marks/CGPA obtained during the normal duration of the course for calculating Obtained/Total Marks/CGPA. ☐ Yes ☐ No

You have completed each of the above mentioned academic courses in the stipulated time as specified by your University/Institute and as per TCSL selection guidelines and do not have any extended education. ☐ Yes ☐ No

You have declared break in studies/work experience and pending backlogs, if any, during your academics. ☐ Yes ☐ No

2024 Tata Consultancy Services Limited. All rights reserved | Build Number : 1.84.0-2-b4078ce | [Privacy Notice](#) | [Disclaimer](#) | [Terms Of Use](#)

Select all the options that apply to you.

Click the **I agree checkbox**, if you agree when done, and then hit **Save and Continue**

The screenshot shows the TCS NextStep application form interface. The browser address bar displays 'nextstep.tcs.com/campus/#/homePage'. The page header includes the TCS NextStep logo and a welcome message 'WELCOME FIRST LAST (DT20245383034)'. A navigation bar contains links for Home, Help & Support, Contact Us, and Logout. The main content area is titled 'Application Form' and features four tabs: Personal Details, Academic and Work Experience Details, Other Details, and Application Form Preview and Declaration. The 'Academic and Work Experience Details' tab is active. On the left, there is a list of fields for 'Highest Qualification Category Details', including Graduate, XII Grade Equivalent Diploma, X Grade, Any Other Qualification, Work Experience Details, and Declaration. The 'Declaration' section on the right contains several statements with 'Yes' and 'No' radio buttons. At the bottom of the form, there is a red box highlighting the 'Save and Continue' button and the 'I agree' checkbox.

Instruction *

Highest Qualification Category Details *

Graduate *

XII Grade Equivalent Diploma *

X Grade *

Any Other Qualification *

Work Experience Details *

Declaration *

Save Save and Continue

Declaration

You have taken all subject marks into consideration for calculating the Obtained/Total Marks/CGPA in each of the above mentioned academic qualifications. *

☒ Yes ☐ No

The Marks/CGPA Obtained* entered by you for each of the above mentioned academic qualifications has been secured in the first attempt. *

☒ Yes ☐ No

You have considered only the Marks/CGPA obtained during the normal duration of the course for calculating Obtained/Total Marks/CGPA. *

☒ Yes ☐ No

You have completed each of the above mentioned academic courses in the stipulated time as specified by your University/Institute and as per TCSL selection guidelines and do not have any extended education. *

☒ Yes ☐ No

You have declared break in studies/work experience and pending backlogs, if any, during your academics. *

☒ Yes ☐ No

You have not attended the TCSL Selection Process in the last 6 months. *

☒ Yes ☐ No

You have read the TCSL eligibility criteria and understand that your candidature/application/offer/onboarding is subject to fulfillment of the specified criteria. *

☒ Yes ☐ No

I FIRST LAST solemnly declare that the information in this form is truly stated and correct and I am competent to furnish as well as verify it with adequate details whenever requested for by TCSL.

I agree ☒

Disclaimer:
The current details in the example image are for illustrative purposes only. Please fill in with details that apply to you.

This is the Other Details tab. Please fill in details as they apply to you.
Once done, hit [Save and Continue](#).

The screenshot shows the 'Other Details' tab of the TCS NextStep application form. The browser address bar shows 'nextstep.tcs.com/campus/#/homePage'. The page header includes the TCSNextStep logo, a welcome message 'WELCOME FIRST LAST (DT20245391877)', and navigation links: Home, Help & Support, Contact Us, and Logout. The 'Application Form' progress bar shows 'Personal Details' and 'Academic and Work Experience Details' as completed, with 'Other Details' as the current active tab. On the left sidebar, there are links for 'Nationality and Languages Known', 'Achievements/Scholarship and certifications', and 'Upload Photo/CV'. The main content area for 'Other Details' includes a 'Nationality' dropdown set to 'India'. Below this is the 'Languages Known' section, which includes a table for selecting languages and their proficiency. The table has columns for 'Language', 'Speak', 'Read', 'Write', and 'Mother Tongue'. Two rows are shown: 'English' (all 'Yes') and 'Hindi' (all 'Yes'). Below the table are 'Add New row' and 'Delete row' buttons. A note states: 'Please ensure that you select only one Mother Tongue. If you select more than one then last selected will be considered as your Mother Tongue'. At the bottom, there is a section for 'Languages Certifications' with a table for selecting certifications. On the left sidebar, there are 'Save' and 'Save and Continue' buttons, with a green arrow pointing to the 'Save and Continue' button.

nextstep.tcs.com/campus/#/homePage

TCSNextStep

WELCOME FIRST LAST (DT20245391877)

Home Help & Support Contact Us Logout

Application Form

Personal Details Academic and Work Experience Details Other Details Application Form Preview and Declaration

Nationality and Languages Known *

Achievements/Scholarship and certifications

Upload Photo/CV *

Save Save and Continue

Nationality

Nationality * India

Languages Known *

In addition to the native languages, you can also select Foreign languages known if applicable.

| | Language | Speak | Read | Write | Mother Tongue |
|-------------------------------------|----------|-------------------------------------|-------------------------------------|-------------------------------------|-------------------------------------|
| <input type="checkbox"/> | English | Yes | Yes | Yes | No |
| <input checked="" type="checkbox"/> | Hindi | <input checked="" type="checkbox"/> | <input checked="" type="checkbox"/> | <input checked="" type="checkbox"/> | <input checked="" type="checkbox"/> |

Add New row Delete row

Please ensure that you select only one Mother Tongue. If you select more than one then last selected will be considered as your Mother Tongue

If you have any language certifications(including English), please select the certifications from below list

Languages Certifications

| | Language | Language Certifications | Stayed in a country where |
|--------------------------|----------|-------------------------|---------------------------|
| <input type="checkbox"/> | | | |

2024 Tata Consultancy Services Limited. All rights reserved | Build Number : 1.84.0-2-b4078ce | Privacy Notice | Disclaimer | Terms Of Use

Input any additional certification details. [Click Add New Certifications button](#) to add each certification.
Click Save and Continue when done

The screenshot shows the TCS NextStep application form page. The browser address bar displays 'nextstep.tcs.com/campus/#/homePage'. The page header includes the TCS NextStep logo and a welcome message 'WELCOME FIRST LAST (DT20245383034)'. A navigation bar contains links for Home, Help & Support, Contact Us, and Logout. The main content area is titled 'Application Form' and features four tabs: Personal Details, Academic and Work Experience Details, Other Details, and Application Form Preview and Declaration. The 'Personal Details' tab is active, showing fields for Nationality and Languages Known, Achievements/Scholarship and certifications, and Upload Photo/CV. The 'Achievements' section has a text area for specifying achievements and scholarships. The 'Certification Details' section includes a checkbox, a text field for 'Certification Name', and buttons for 'Add New Certification' and 'Delete Certification'. The 'Save and Continue' button is highlighted with a red box and a green checkmark. The footer contains the text: '2024 Tata Consultancy Services Limited. All rights reserved | Build Number : 1.84.0-2-b4078ce | Privacy Notice | Disclaimer | Terms Of Use'.

This is the **Smart Card details tab**. This will be used to make your Company Smart Card if and when you're joining us on professional capacity.

Read the instructions carefully and fill in your details and **upload your photo and CV**.

The screenshot shows the TCSNextStep application form page. The browser address bar displays 'nextstep.tcs.com/campus/#/homePage'. The page header includes the TCSNextStep logo and a welcome message: 'WELCOME FIRST LAST (DT20245391877)'. A navigation bar contains links for Home, Help & Support, Contact Us, and Logout. The main content area is titled 'Application Form' and features four tabs: Personal Details, Academic and Work Experience Details, Other Details, and Application Form Preview and Declaration. The 'Personal Details' tab is active, showing a form with fields for Nationality and Languages Known, Achievements/Scholarship and certifications, and Upload Photo/CV. The 'Save and Continue' button is highlighted with a red box and a green arrow. The form also includes a section for Name (First and Last) and Blood Group. Below the form, there are sections for Upload Photo and Upload CV, each with a 'Browse & Upload' button. The footer contains copyright information: '2024 Tata Consultancy Services Limited. All rights reserved | Build Number : 1.84.0-2-b4078ce | Privacy Notice | Disclaimer | Terms Of Use'.

This is the **Preview and Submit tab**. Please select the options that apply to you. Click “**Application Form Preview**” to review your application form. Read the terms and conditions carefully. Once satisfied, click on the **I Agree checkbox** and fill in the Place. Then **click Submit Application Form**.

The screenshot shows the TCS NextStep application form preview and submission page. The page is titled "TCSNextStep" and includes a welcome message for user "FIRST LAST (DT20245383034)". The navigation bar includes links for Home, Help & Support, Contact Us, and Logout. The main content area is divided into sections: Application Form, Security Details, Application Form Preview, Declaration, TCS Terms and Conditions, and a final submission section. The Application Form section shows four tabs: Personal Details, Academic and Work Experience Details, Other Details, and Application Form Preview and Declaration. The Security Details section contains two questions about pending cases and a note. The Application Form Preview section includes a link to view the application form and a red box highlighting the "Application Form preview" link. The Declaration section asks if the user has appeared for TCS Tests/Interviews earlier, with a red box highlighting the "No" option. The TCS Terms and Conditions section includes a red box highlighting the "I agree" checkbox. The final submission section includes a date field (04/04/2024), a place field, and a red box highlighting the "Submit Application Form" button. The page footer includes a disclaimer about TCS being an equal opportunity employer.

nextstep.tcs.com/campus/#/homePage

TCSNextStep

WELCOME FIRST LAST (DT20245383034)

Home Help & Support Contact Us Logout

Application Form

Personal Details Academic and Work Experience Details Other Details Application Form Preview and Declaration

Security Details

(i) Are you involved in any pending and / or closed Civil / Criminal / case / proceedings / charges / enquiry prior to joining TCS. • ☐ Yes ☐ No

(ii) Are you involved in any pending and / or closed Disciplinary / malpractices and / or any other charges / proceedings / enquiry / case pending against me in any University or any other educational authority / institution prior to joining TCS. • ☐ Yes ☐ No

Note:
"If the answer to any of the above mentioned question is YES give full particulars of the case / arrest /detention / fine /conviction / sentence / punishment etc. and / or the nature of the case pending in the Court / University / Educational authority etc. at the time of filling this form."

Application Form Preview

Click on Application Form Preview link to view Application form filled by you.
Please note that you can preview the form only after filling up all the mandatory fields in the form.
Kindly confirm your details, as details entered by you would be considered for your final evaluation.
You can edit any information(except name, email-id, gender, date of birth and mother's maiden name) by navigating to respective section before final submission of Application Form.

Application Form preview

Declaration

Have you appeared for TCS Tests/Interviews earlier ? If yes kindly furnish details (i.e date,place,Position applied for and final results): ☐ Yes ☒ No

TCS Terms and Conditions

In connection with my application to render services to Tata Consultancy Services Ltd (the "Company"), I hereby agree as follows: I certify that the information furnished in this form as well as in all other forms filled-in by me in conjunction with my traineeship is factually correct and subject to verification by TCS including Reference Check and Background Verification.
I accept that an appointment given to me on this basis can be revoked and/ or terminated without any notice at any time in future if any information has been found to be false, misleading, deliberately omitted/ suppressed.

I agree: ☒

Date: 04/04/2024 Place:

Submit Application Form

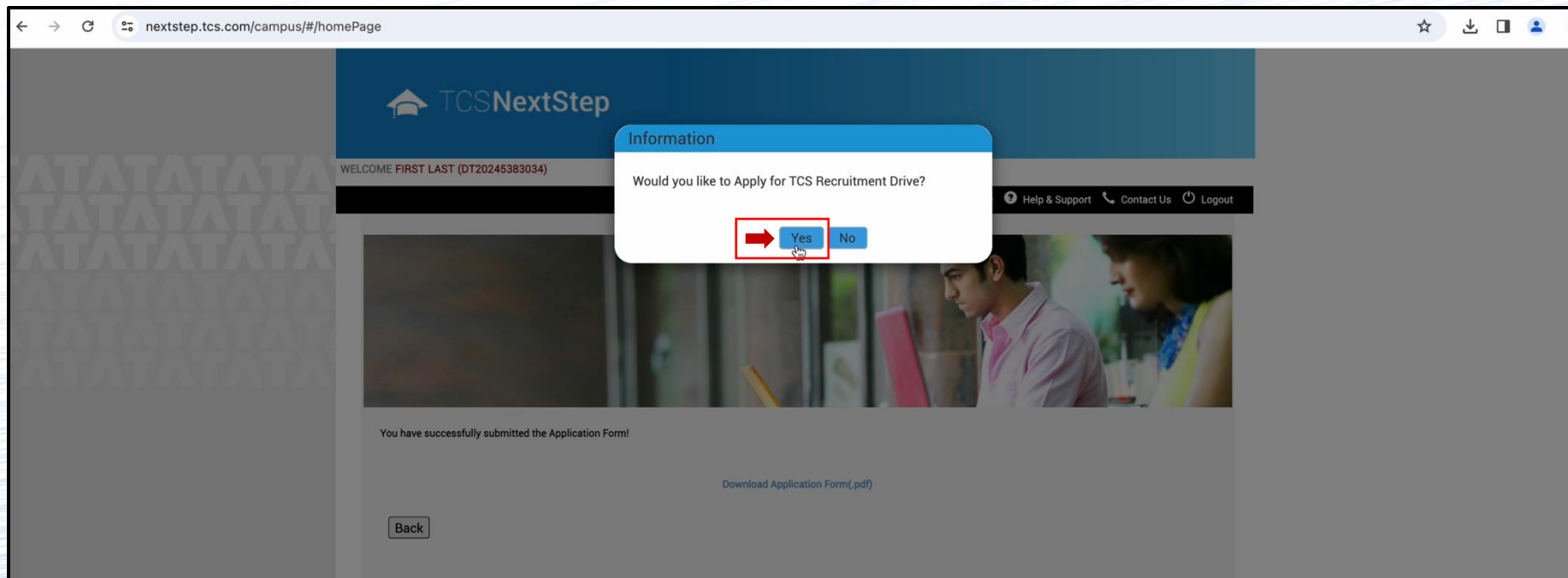
TCS is an equal opportunity employer that aims to integrate global diversity and inclusion at each level within our organization. Hiring decisions are solely made on the capability of an individual to perform a role. Any personal details like gender, age and nationality that may be provided by you during the course of application or selection process will be used for administrative records and all qualified applicants will receive consideration for employment without regard to this information.

Congratulations!

You have successfully submitted your application form with us!

There's just one step left for you to maximize your chances for an amazing career.

Click yes on the dialog box that pops up asking if you'd like to apply for a TCS Recruitment Drive.



Select the **nearest test centre** from the list and your **top 3 preferences** for a job location.

Click **Apply** when done

The screenshot shows the TCSNextStep recruitment portal. The header includes the TCSNextStep logo and a welcome message for user DT20245383034. A navigation bar contains links for Home, Help & Support, Contact Us, and Logout. A sidebar on the left lists options: Edit Application Form, Application Form PDF, Campus Commune, Track My Application, and How To Apply. The main content area is titled "Apply For TCS Recruitment Drive" and "TCS NQT FY 2024". It includes a disclaimer about flexibility and a note about job location selection. The form fields are: "Nearest Test Centre" (with a "Click here to select nearest Test Centre" link), "Preferred Job Location 1*", "Preferred Job Location 2*", and "Preferred Job Location 3*", each with a "Select" dropdown. The "Apply" button is highlighted with a red box and a green arrow.

nextstep.tcs.com/campus/#/homePage

TCSNextStep

WELCOME FIRST LAST (DT20245383034)

Home Help & Support Contact Us Logout

Apply For TCS Recruitment Drive

TCS NQT FY 2024

Disclaimer :
In TCSL, we believe that flexibility to work from any location is imperative not only to meet our global business but also for overall development of our employees.

If offered, the organization will consider your selection of preferred job locations, however the final decision of job location will reside with TCSL and will depend on the organization's need to service a business requirement.

Nearest Test Centre * [Click here to select nearest Test Centre](#)

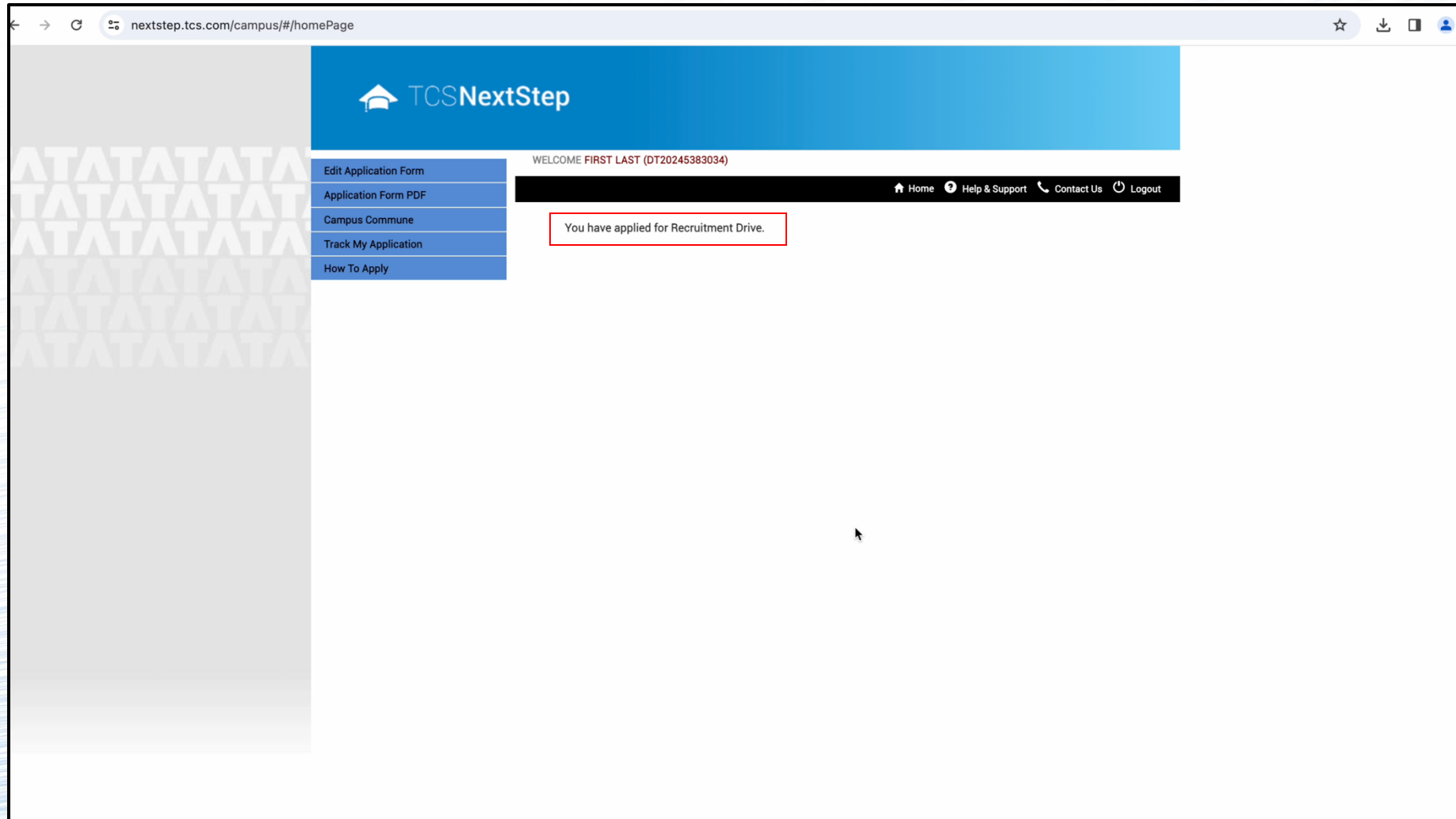
Preferred Job Location 1*

Preferred Job Location 2*

Preferred Job Location 3*

Apply

You're all set to leap into a future forward opportunity. **We wish you the very best for your future.**



All the best!!